




Architectural Speakers



OBSESSED WITH HIGH RESOLUTION

KEF, one of the originators of British Hi-Fi sound, has more than 55 years of pioneering award winners from professional studio monitors to the legendary Reference Series and the ground-breaking MUON, BLADE and LS50 Wireless.

Every KEF speaker, large or small, epitomises the seamless integration of innovative engineering and outstanding design.

This technology leadership has always been what sets KEF's installed systems apart, ever since our revolutionary Motorised and Soundlight models. Today, you can choose from a superlative range of whole house solutions to suit any space, large or small, outside as well as in. Discreet in appearance, easy to install and engineered to last, what they all share is best-in-class acoustic performance. And that's the real difference - with KEF's architectural speakers, everyone gets to enjoy uncompromised audiophile quality sound.



INSTALLED SUBWOOFERS

If you want your bass to be heard but not seen, KEF offers a wide selection of installed subwoofers with incredible sonic performance whilst remaining visually discreet. The foundation of the range, the powerful KASA500 amplifier (250Wx2) featuring selectable customized equalisation and compression limiting, is designed to maximize the performance of each KEF subwoofer option which includes three superlative subwoofers: The Ci200Q5b-THX with a massive 8inch driver, the Ci3160RLb-THX with three 6.5inch woofers on a rigid aluminum baffle, and the sleek Ci200TRb that requires only 59mm of mounting depth.



Ci3160RLb-THX



Ci200TRb-THX



Ci200Q5b-THX



KASA500 Amplifier



EXTREME HOME THEATRE

For the ultimate custom installed home cinema, the formidable Ci-REFERENCE and Ci-R Series has the jaw-dropping acoustic capabilities of the classic KEF floorstander it's named after, with all the drama and emotional intensity of full theatre sound quality. A complete system certified to THX Ultra2/Select2 standards, the Ci-REFERENCE and Ci-R Series consists of two powerful in-ceiling speakers that can be combined with one of four in-wall models and a choice of two sensational new powered subwoofer configurations. As you might expect, its towering performance sets a new standard for custom installed speakers.



Ci160TR



Ci160TS

EXTREMELY LOW PROFILE

With its patented ultra-low profile speaker driver, the revolutionary T Series fits snugly into even the narrowest voids while delivering all the lavishly detailed and evenly dispersed imagery of KEF's latest tangerine waveguide technology. Comprised of a Round model and a Square model requiring less than 36mm of mounting depth, and a revolutionary 200mm sub-woofer that needs 59mm of depth, the T Series allows you to install a speaker that delivers full audiophile quality sound even when mounting space is at a premium. As easy to fit as any other KEF architectural speaker, and an equally accomplished sonic performer, it's another example of KEF innovation benefiting the installer as much as the listener.

FEATURES AND TECHNOLOGIES

Whatever your budget, you'll find that the clarity, depth and sheer realism of the sound you experience with KEF architectural speakers is enhanced by technologies found nowhere else.



Uni-Q driver array - KEF's patented Uni-Q driver technology places the tweeter at the acoustic centre of the bass/midrange cone so that both act as a single source, dispersing sound widely and evenly over a large area. No matter the placement, KEF custom installation speakers deliver effortlessly natural sound with minimal distortion to every person in the room.



Special Grill Treatment - The powder coated grille has a unique plating process to ensure long life and corrosion resistance even in humid and marine conditions.



Tangerine waveguide - As well as protecting the driver, this enhances Uni-Q's exceptionally wide dispersion characteristics.



IP64 Certification - The speaker passed official IEC testing to ensure that splashing water would have no harmful effects on assembly components.

HIDE YOUR SPEAKERS, NOT YOUR SOUND

For music or movies, your installation needs to deliver the flawlessly accurate three-dimensional sound you'd expect from the best conventional speakers - startlingly clear and breathtakingly realistic. And that's exactly what our Ci range does.



KEF's passion for acoustic excellence shines through in every model. By combining radically innovative engineering with sophisticated design technologies, the Ci range achieves what used to be thought impossible: compact custom installation speakers that sound as compelling as an audiophile quality hi-fi system, no matter where you sit.

With impeccable cosmetics, there's a KEF Ci model for every application, from tiny ceiling speakers the size of downlights to motorised super-premium home theatre speakers that glide into place at the touch of a button.

All KEF speakers are timbre-matched, with each other and with KEF's extensive range of home speakers, so any combination you specify for different listening areas will have the same tonal colour for a perfectly consistent soundstage.

Fast, easy installation has always been valued by installers. With only a few simple steps and KEF's unique design features, architectural speakers can be fitted quickly, with no special skills. Once the hole is cut and the cable run, the area is soon flooded with great high definition sound.

UNI-Q®

KEF's patented Uni-Q driver technology is a feat of acoustical engineering, precisely aligning the acoustic centres of both the tweeter and midrange/bass driver. The result is a point source that effortlessly reproduces sound just as it was captured in the recording, with clear highs, smooth midrange and fast, clean bass all with minimal, sound-damaging distortion. Imaging is precise, and with Uni-Q's signature wide off-axis response, all of the benefits are delivered to every person in the room.

"Hide your speakers, not your sound" - by eliminating the traditional 'sweet spot', Uni-Q allows for complete freedom of positioning, ideal for placement where aesthetics are important without compromising on sound quality. For Extreme Theatre, when installed in-ceiling and close to the wall, the front speakers precisely match the sound to the on-screen action.

































KEF.COM










Scan to learn more

PH-GJ-BENTX-19




	Tall Rectangle			Rectangle		Square			Round			Subwoofers			Soundlight			Dual Stereo							
	5 x 160 mm (5 x 6.5 in.)	3 x 160 mm (3 x 6.5 in.)	4 x 100 mm (4 x 4 in.)	200 mm (8 in.)	160 mm (6.5 in.)	200 mm (8 in.)	160 mm (6.5 in.) T Series 115mm (4.5 in.)	130 mm (5.25 in.)	200 mm (8 in.)	160 mm (6.5 in.) T Series 115mm (4.5 in.)	130 mm (5.25 in.)	3 x 160 mm (3 x 6.5 in.)	200 mm (8 in.)	200 mm (8 in.)	100 mm (4 in.)	100 mm (4 in.)	50 mm (2 in.)	160 mm (6.5 in.)	160 mm (6.5 in.)						
Woofers																									
Cut-out	1052 x 209 mm (41.42 x 8.23 in.)	640 x 209 mm (25.98 x 8.23 in.)	476 x 114 mm (18.74 x 4.49 in.)	334 x 238 mm (13.15 x 9.37 in.)	274 x 194 mm (10.79 x 7.64 in.)	238 x 238 mm (9.37 x 9.37 in.)	194 x 194 mm (7.64 x 7.64 in.)	158 x 158 mm (6.22 x 6.22 in.)	Ø240 mm (Ø9.45 in.)	Ø196 mm (Ø7.71 in.)	Ø158 mm (Ø6.22 in.)	660 x 209 mm (25.98 x 8.23 in.)	238 x 238 mm (9.37 x 9.37 in.)	Ø240 mm (Ø9.45 in.)	112 x 112 mm (4.41 x 4.41 in.)	Ø118 mm (Ø4.65 in.)	Ø65 mm (Ø2.56 in.)	194 x 194 mm (7.64 x 7.64 in.)	Ø196 mm (Ø7.71 in.)						
Ci- REFERENCE Extreme Theatre																									
Ci- R SERIES Extreme Theatre																									
Ci- T SERIES																									
Ci- Q SERIES																									
Ci- C SERIES																									
Ci- E SERIES																									
Rough-in Frame	RIF5160L	RIF3160L	RIF4100L	RIF200L	RIF160L	RIF200S	RIF160S	RIF130S	RIF200R	RIF160R	RIF130R	RIF3160L	RIF200S	RIF200R	RIF100S	RIF100R	N/A	RIF160S	RIF160R						
Rear Enclosure	N/A	N/A	N/A	RNC200L	RNC160L	RNC200S Excluding C200RS-THX	RNC160S	RNC130S	RNC200R	RNC160R	RNC130R	N/A	N/A	RNC200R	RNC100S	RNC100R	CI50CAN	RNC160S	RNC160R						

COMMERCIAL ROUND			
Woofers	160 mm (6.5 in.)	115 mm (4.5 in.) / 110 mm (4.3 in.)	
Cut-out	Ø240 mm (Ø9.45 in.)	Ø196 mm (Ø7.71 in.)	
Q SERIES Uni-Q Driver			
CLASSIC SERIES			
Rough-in Frame	RIF200R	RIF160R	
Rear Enclosure	N/A	N/A	
MOTORISED			
Woofers	3 X 75 mm (3 X 3 in.)		
Cut-out	112 X 354 mm (4.41 X 13.94 in.)		
Q SERIES			
OUTDOOR			
Woofers	160 mm (6.5 in.)	130 mm (5.25 in.)	115 mm (4.5 in.)
Dimensions (H x W x D)	300 x 226 x 263.5 mm (11.8 x 9 x 10.37 in.)	262 x 197 x 235 mm (10.3 x 7.75 x 9.25 in.)	235 x 172 x 203.2 mm (9.25 x 6.75 x 8 in.)
Finish	White/Black	White/Black	White/Black
VENTURA			


*Ventura 5T has 70/100 volt transformer built-in

OPTIONAL

AMPLIFICATION




KASA500
KASA500 is a powerful 2x250W Class D stereo amplifier. With powerful, bespoke DSP utilizing KEF's proprietary BX technology that extends the bass depth dynamically, KASA500 unlocks the full potential of the driver's power at any listening level. Custom EQ settings optimise the performance of KEF subwoofers into any installation, and limitless system configurations are possible through the inclusion of high-level speaker and line level inputs, plus signal pass-through with full range or adjustable high pass operation. Rackmount ears included.




BTS30 Bluetooth Keypad and Compact Amplifier System
The KEF BTS30 is capable of delivering Hi-Fi quality audio to a pair of loudspeakers, and is flexible enough to deliver sound to systems in other rooms. Ideal for use in a wide variety of applications including homes, hotels, bathrooms and kitchens.

ACCESSORIES



Steel Rough-in Frames
(See table for product code)
Rough-in Frames (new construction brackets) are used with in-wall and in-ceiling speakers and are available for most models. Installed during the pre-wiring of a new construction installation, they allow the installer to reserve the space in the wall or ceiling and simplify cutting the perfect hole size.







Steel Rear Enclosures
(See table for product code)
Metal Rear Enclosures (back boxes) are available for most models of KEF architectural speakers. Installed during the pre-wiring of a new construction installation they provide a sealed enclosure for the loudspeaker and reduce sound transmission to the room behind the speaker.

SPEAKER NOMENCLATURE

Ci 160 C R ds **EXAMPLE - Ci160CRds**

SPECIAL APPLICATION			
ds	b	THX	T
Dual Stereo	Subwoofer	approved	Transformer
SHAPE			
R	S	L	T
Round	Square	Rectangle	Motorised
C			
Rear Can			
RANGE NAME			
REF	R	Q	T
Reference	R Series	Q Series	T Series
	C	E	
	C Series	E Series	
WOOFER SIZE (MM)			
CUSTOM INSTALLATION			


TECHNOLOGIES

-  **Uni-Q driver array** - KEF's patented Uni-Q driver technology places the tweeter at the acoustic centre of the bass/midrange cone so that both act as a single source, dispersing sound widely and evenly over a large area. No matter the placement, KEF custom installation speakers deliver effortlessly natural sound with minimal distortion to every person in the room.
-  **Special Grill Treatment** - The powder coated grille has a unique plating process to ensure long life and corrosion resistance even in humid and marine conditions.
-  **Tangerine waveguide** - As well as protecting the driver, this enhances Uni-Q's exceptionally wide dispersion characteristics.
-  **IP64 Certification** - The speaker passed official IEC testing to ensure that splashing water would have no harmful effects on assembly components.

FEATURES


EXTREME HOME THEATRE

A complete system certified to THX Ultra2/Select2 standards, the Ci-REFERENCE and Ci-R Series consists of two powerful in-ceiling speakers that can be combined with one of four in-wall models and a choice of two sensational new powered subwoofer configurations. As you might expect, its towering performance sets a new standard for custom installed speakers.



UNI-Q®

KEF's patented Uni-Q driver technology places the tweeter at the acoustic centre of the bass/midrange cone so that both act as a single source, dispersing sound widely and evenly over a large area. No matter the placement, KEF custom installation speakers deliver effortlessly natural sound with minimal distortion to every person in the room.



INSTALLED SUBWOOFER

With three subwoofers to choose from, the elegant Ci3160RLb-THX with 3 lighting fast 6.5" woofers, the powerful and flexible square Ci200Qsb-THX with a massive 8" driver, and the svelte Ci200TRb that mounts in under 59mm, there is a KEF installed subwoofer for any room or installation. When driven by the powerful KASA500 amplifier (2x250W), whose custom DSP EQ curves allow them to adapt to any sonic situation, the KEF installed subwoofers are the foundation for your theatre or music room, unleashing all of the impact, drama, and intensity of any movie soundtrack while preserving valuable floor space! KEF's THX Select and Ultra certified in-wall subwoofers are built with a serious regard for aesthetic appeal that will make even the most demanding interior designer fall in love.




Ci200Qsb-THX

OUTDOOR

Weatherproof, IP65 certified and salt spray tested, marine quality Ventura Series outdoor models can flood your pool, garden or yacht with high quality sound, even in the most extreme atmospheric conditions.

- Weatherproof sealed enclosure
- Salt spray tested for over 1200 hours
- Operating temperature range: -40 to +70C (-40 to +158F)
- Independent test lab certified IP65
- Aluminium grille and mounting bracket, 1/4" -20 threaded inserts for mounting options
- Stainless steel / brass hardware
- Rotatable logo



EXTREMELY LOW PROFILE

When nothing else will fit at 40mm (1.57in.) deep, requiring a mounting depth of only 36mm (1.42in.), the Ci160TR round, the Ci160TS square, and the Ci200TRb subwoofer at 59mm are the slimmest architectural speakers in the world, and all fit snugly into even the narrowest voids without compromising audio performance.



36mm (1.42 in.) Mounting Depth



ULTRA THIN BEZEL


Offers the slimmest visible rim around the speaker while casting virtually no shadow. Designed to sit tight to the wall or ceiling with no visible gap, KEF speakers disappear as if part of the ceiling. Coupled with a magnetic grille that is as silent as it is acoustically transparent, KEF architectural speakers are fast and easy to install for the ultimate in discreet installation.

DUAL STEREO

For areas with space for only one speaker, KEF's Ci Series Dual Stereo model plays left and right channels from a single unit containing twin tweeters and a dual voice coil woofer.

SOUNDLIGHTS

As discreet as halogen downlights, KEF's tiny Soundlights give you big speaker performance with outstanding sound coverage, thanks to Uni-Q's exceptionally wide dispersion.



*KEF Ci subwoofer requires the KASA500 subwoofer amplifier. ** Ultra 2 certification requires 4 x Ci160RLb-THX or 4 pairs x Ci200Qsb-THX used with 1 x KASA500. *** Select 2 certification requires 2 x Ci160RLb-THX or 2 pairs x Ci200Qsb-THX used with 1 x KASA500. † Not all accessories and finishes are available in all markets, contact your local dealer for specific range details. THX and the THX logo are trademarks of THX Ltd, which are registered in some jurisdictions. All rights reserved.